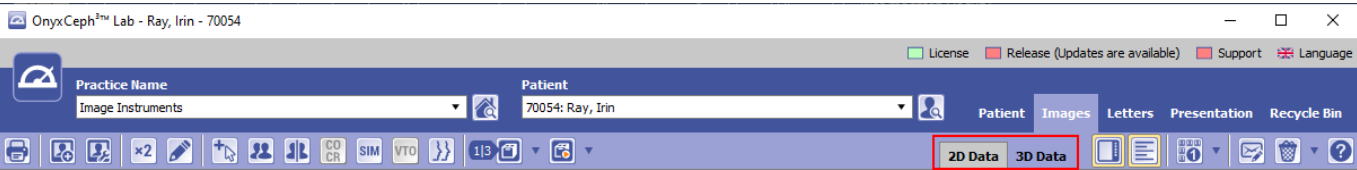


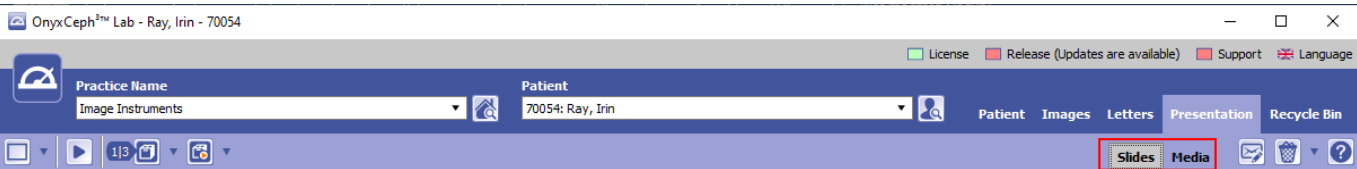
Main Menu Patient | Delete Patient

For completely removing a patient record from the database all the patient's image records available in the Images (2D|3D) and Recycle (2D|3D) tabs have to be deleted first. Menu option [Patient|Delete Patient] will only be available if there are no image records available in the active patient.

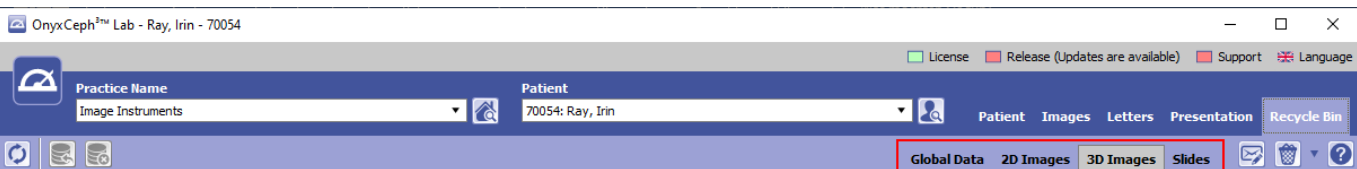
Delete all Patient Images on tab |Images|



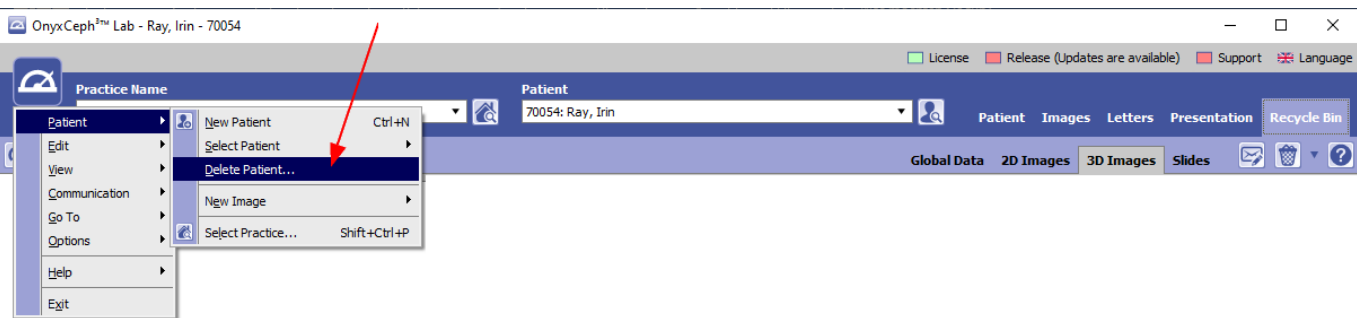
Delete all Patient Slides on tab |Presentation|



Delete all Patient Data on tab |Recycle Bin|



Delete Patient



From:

<http://onyxwiki.net/> - [OnyxCeph³™ Wiki]

Permanent link:

http://onyxwiki.net/doku.php?id=en:mm_patient_delete

Last update: **2023/04/05 11:19**

